



## San Antonio and the Surrounding Areas

# MARKET UPDATE

January 2023

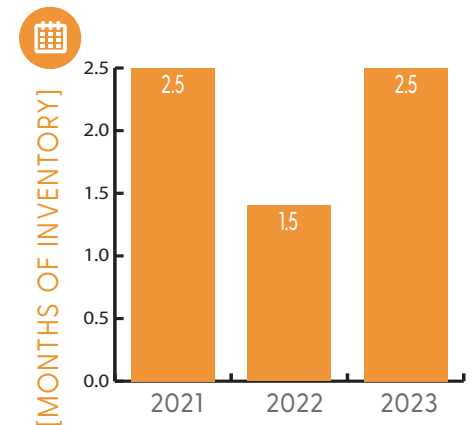
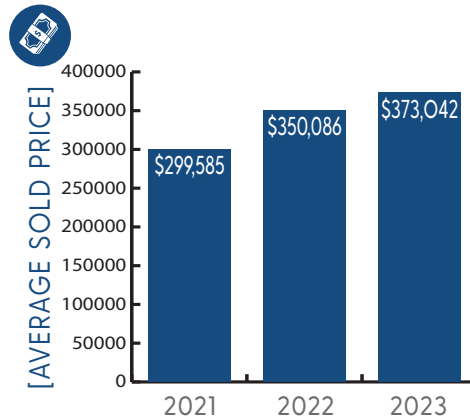
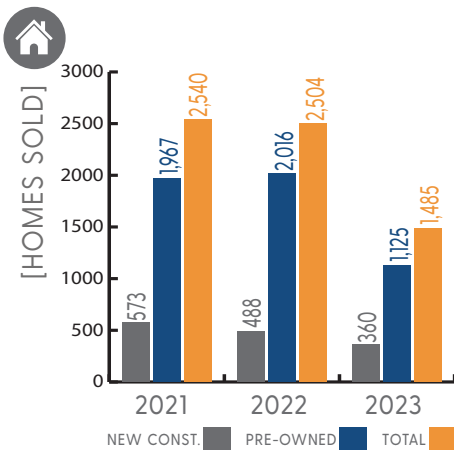
### YEAR TO DATE REVIEW

5 YEAR COMPARISON OF ALL CLOSED SINGLE FAMILY HOMES: JANUARY

YEAR OVER YEAR	HOMES SOLD	AVERAGE LIST PRICE	AVERAGE SOLD PRICE	AVERAGE DAYS ON MARKET
2019	1,794	\$255,821	\$248,065	89
2020	2,092	\$272,356	\$265,030	87
2021	2,540	\$305,397	\$299,585	64
2022	2,504	\$351,771	\$350,086	44
2023	1,485	\$385,422	\$373,042	72

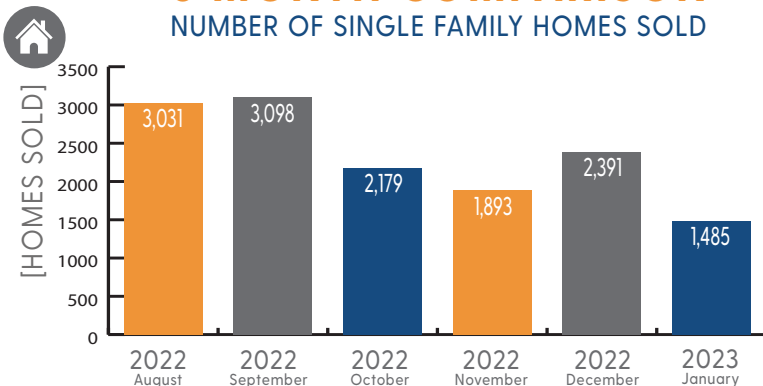
### JANUARY YEAR OVER YEAR

3 YEAR COMPARISON OF ALL CLOSED SINGLE FAMILY HOMES



### 6 MONTH COMPARISON

NUMBER OF SINGLE FAMILY HOMES SOLD



### ACTIVE LISTINGS

AS OF FEBRUARY 2, 2023

**3,840** + **5,066** = **8,906**  
NEW CONST. + PRE-OWNED = TOTAL

THE  
**Schrader**  
GROUP

Brokered by eXp Realty

210.757.9785

dayton@theschradergroup.com

www.theschradergroup.com



[PROGRAMS]